



Paducah IN Bloom

AMERICAN QUILTER'S SOCIETY EXCLUSIVE

BLOCK 1

CUTTING

From the white fabric, cut:

(4) $1\frac{1}{2}'' \times 2\frac{1}{2}''$

(8) $1\frac{1}{2}'' \times 1\frac{1}{2}''$

From the coral fabric, cut:

(4) $1\frac{1}{2}'' \times 2\frac{1}{2}''$

(4) $1\frac{1}{2}'' \times 1\frac{1}{2}''$

From the yellow fabric, cut:

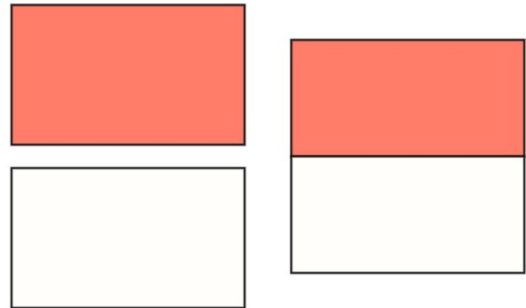
(1) $2\frac{1}{2}'' \times 2\frac{1}{2}''$

From the green fabric, cut:

(4) $1\frac{1}{2}'' \times 1\frac{1}{2}''$

RAIL UNITS

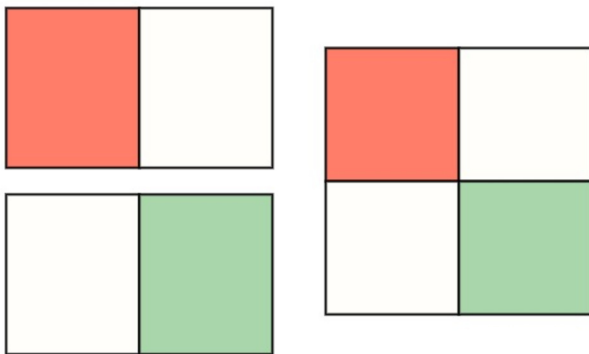
Arrange a coral and a white $1\frac{1}{2}'' \times 2\frac{1}{2}''$ rectangle as shown below. Sew together on the long side.



Rail unit measures $2\frac{1}{2}'' \times 2\frac{1}{2}''$ unfinished.
Make 4.

FOUR PATCH UNITS

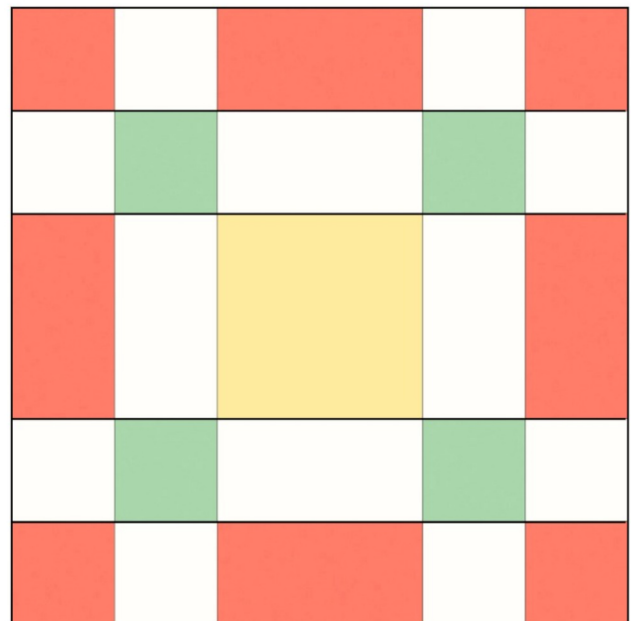
Arrange a coral, a green, and 2 white $1\frac{1}{2}''$ squares as shown below. Sew together in pairs and press. Then sew the pairs together.



Four Patch unit measures $2\frac{1}{2}'' \times 2\frac{1}{2}''$ unfinished.
Make 4.

BLOCK ASSEMBLY

Use the block diagram below to lay the block out. Sew all the pieces into rows. Sew the rows together to complete the block.



Block measures $6\frac{1}{2}'' \times 6\frac{1}{2}''$ unfinished.