



Kentucky Wonder



Kentucky Wonder

75" x 75"



Fabric Requirements

Charcoal – 5½ yards

Gold – ¾ yard

Yellow – ½ yard

Lt. Blue – ¾ yard

Blue – ¼ yard

Binding – ¾ yard

Cutting Instructions

From the Charcoal fabric, cut:

- (4) 16" x 16" squares, cut in half diagonally once for Outer Blocks A & B
- (4) 15½" x 15½" squares for corner squares
- (8) 8½" x 8½" squares, cut in half diagonally once
- (76) 3½" x 3½" squares, cut 2 in half diagonally once. Use the rest for Half Square Triangles (HST)
- (4) 3" x 3" squares for Inner Block A & B
- (48) 2¾" x 2¾" squares, cut 4 of the squares in half diagonally once. Use the rest for HST
- (4) 2½" x 2½" squares
- (2) 7" x 75½" borders (2 strips from WOF)
- (2) 7" x 62½" borders (2 strips from WOF)

From the Gold fabric, cut:

- (20) 3½" x 3½" squares for HST
- (2) 1½" x 62½" borders (2 strips from WOF)
- (2) 1½" x 60½" borders (2 strips from WOF)

From the yellow fabric, cut:

- (32) 3½" x 3½" squares for HST

From the lt. blue fabric, cut:

- (32) 3½" x 3½" squares, cut 12 squares in half diagonally once. Use the rest for HST.
- (20) 2¾" x 2¾" squares, cut 4 squares in half diagonally once. Use the rest for HST.

From the blue fabric, cut:

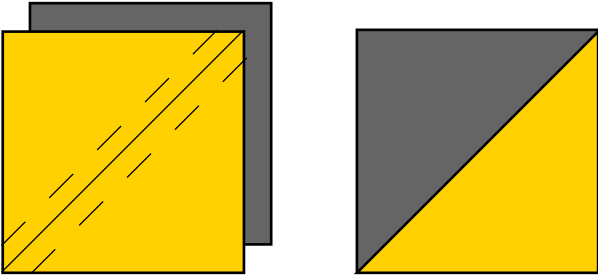
- (2) 3½" x 3½" squares for HST
- (24) 2¾" x 2¾" squares for HST

For the binding, cut:

- (8) 2½" strips from the width of the fabric

Charcoal and Gold 3" Half Square Triangles

Make 40 charcoal /gold half square triangles.



Draw a diagonal line on the back of 20 gold 3½" squares.

Layer, right sides together, a 3½" charcoal and gold square.

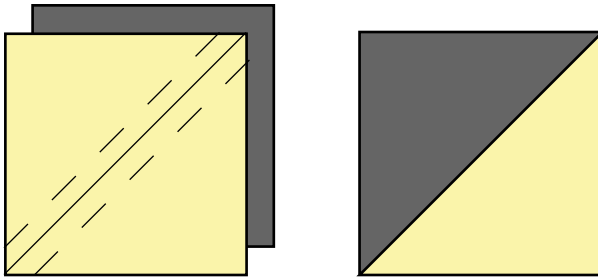
Sew a ¼" on both sides of the drawn line.

Cut apart on the drawn line.

Size to 3" unfinished.

Charcoal and Yellow 3" Half Square Triangles

Make 64 charcoal/yellow half square triangles.



Draw a diagonal line on the back of 32 yellow 3½" squares.

Layer, right sides together, a 3½" charcoal and yellow square.

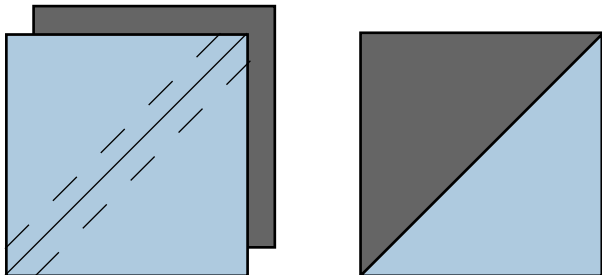
Sew a ¼" on both sides of the drawn line.

Cut apart on the drawn line.

Size to 3" unfinished.

Charcoal and Lt. Blue 3" Half Square Triangles

Make 48 charcoal/lt. blue half square triangles.



Draw a diagonal line on the back of 24 blue 3½" squares.

Layer, right sides together, a 3½" charcoal and lt. blue square.

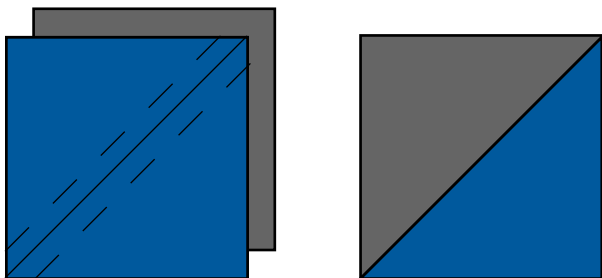
Sew a ¼" on both sides of the drawn line.

Cut apart on the drawn line.

Size to 3" unfinished.

Charcoal and Blue 3" Half Square Triangles

Make 4 charcoal/blue half square triangles.



Draw a diagonal line on the back of 2 blue 3½" squares.

Layer, right sides together, a 3½" charcoal and blue square.

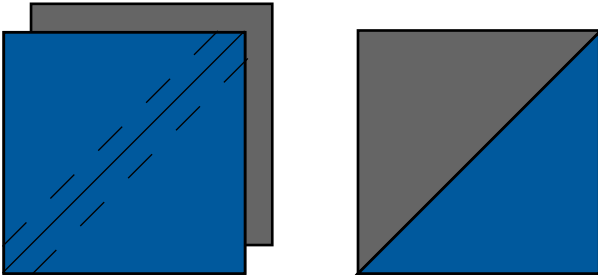
Sew a ¼" on both sides of the drawn line.

Cut apart on the drawn line.

Size to 3" unfinished.

Charcoal and Blue 2³/₈" Half Square Triangles

Make 48 charcoal/blue half square triangles.



Draw a diagonal line on the back of 24 blue 2³/₄" squares.

Layer, right sides together, a 2³/₄" charcoal and blue square.

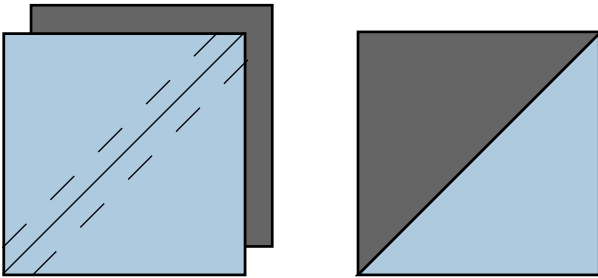
Sew a 1/4" on both sides of the drawn line.

Cut apart on the drawn line.

Size to 2³/₈" unfinished.

Charcoal and Lt. Blue 2³/₈" Half Square Triangles

Make 40 charcoal/lt. blue half square triangles.



Draw a diagonal line on the back of 20 lt. blue 2³/₄" squares.

Layer, right sides together, a 2³/₄" charcoal and lt. blue square.

Sew a 1/4" on both sides of the drawn line.

Cut apart on the drawn line.

Size to 2³/₈" unfinished.

Block Assembly

Each Inner Block A & B uses the following:

- 1 – 3" x 3" charcoal square
- 8 – yellow and charcoal 3" HSTs
- 10 – gold and charcoal 3" HSTs
- 1 – blue and charcoal 3" HST
- 12 – blue and charcoal 2 $\frac{3}{8}$ " HSTs
- 2 – charcoal triangles cut from a 8 $\frac{1}{2}$ " x 8 $\frac{1}{2}$ " square
- 1 – charcoal triangle cut from a 3 $\frac{1}{2}$ " x 3 $\frac{1}{2}$ " square
- 1 – blue triangle cut from a 3 $\frac{1}{2}$ " x 3 $\frac{1}{2}$ " square


Inner Block A

Make 2.



Inner Block B

Make 2.



Each Outer Block A & B uses the following:

- 1 – charcoal triangle cut from a 16" x 16" square
- 1 – charcoal triangle cut from a 8½" x 8½" square
- 5 – lt. blue and charcoal 2⅜" HSTs
- 5 – lt. blue and charcoal 3" HSTs
- 4 – yellow and charcoal 3" HSTs
- 1 – lt. blue triangle cut from a 2¾" x 2¾" square
- 1 – charcoal triangle cut from a 2¾" x 2¾" square
- 3 – lt. blue triangles cut from a 3½" x 3½" square

Outer Block A

Make 4.



Outer Block B

Make 4.



Quilt Assembly:

