


# Rosemaling in Baltimore

## Block #6



American Quilter's Society

# Rosemaling in Baltimore – Block Six

Block Size 12" x 12" finished

Scraps to fat quarter for the red, yellow, gold, blue, dark and light green

## Cutting Instructions for Block:

From the red fabric, cut the following templates:

- 1 – Template D1
- 1 – Template D2
- 1 – Template D3
- 1 – Template D4
- 1 – Template D5
- 5 – Template K

From the gold fabric, cut the following templates:

- 1 – Template E1
- 1 – Template E2
- 1 – Template E3
- 1 – Template E4
- 1 – Template E5
- 5 – Template P

From the blue fabric, cut the following templates:


- 5 – Template O1
- 5 – Template O2
- 5 – Template N1
- 5 – Template N2
- 5 – Template M
- 5 – Template F
- 1 – Template A
- 1 – Template G

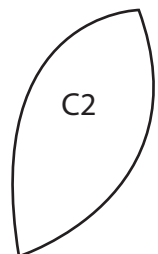
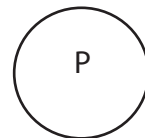
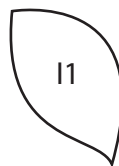
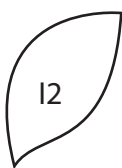
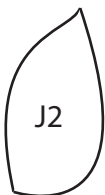
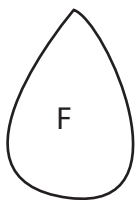
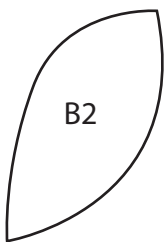
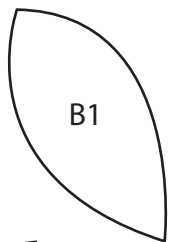
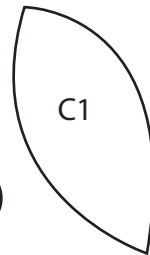

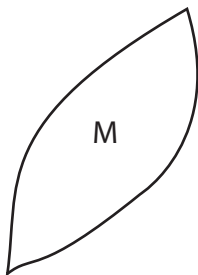
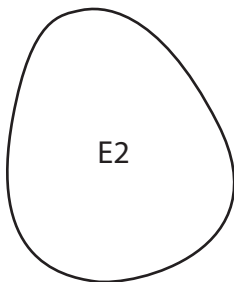
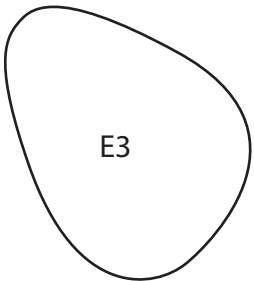
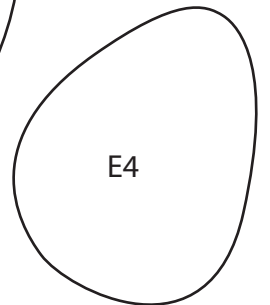
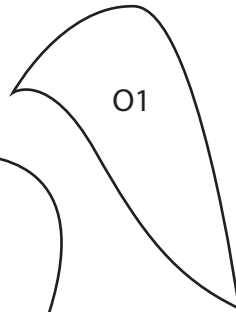
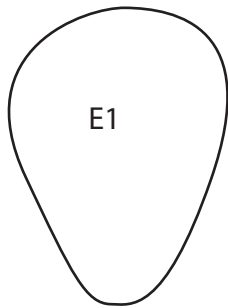
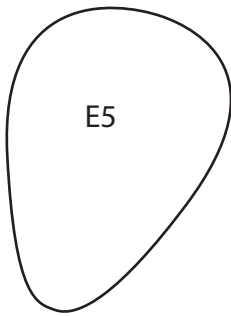
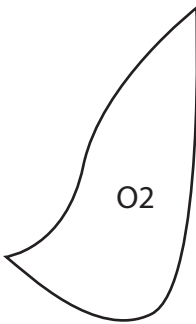
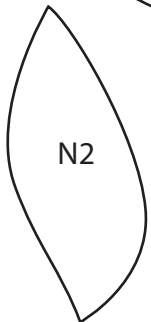
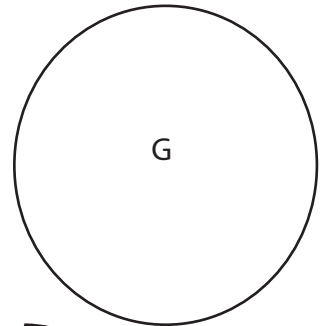
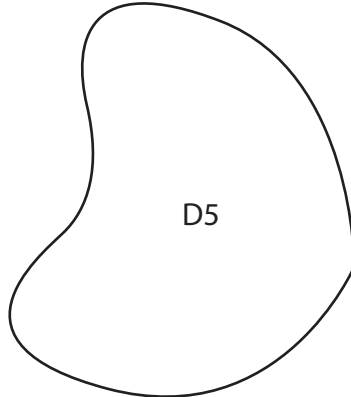
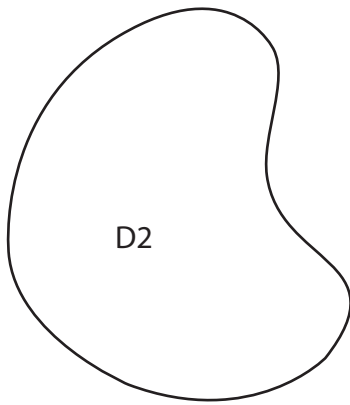
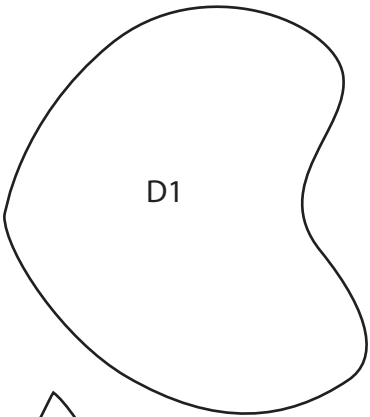
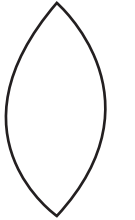
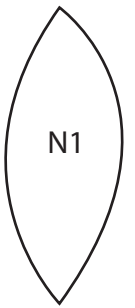
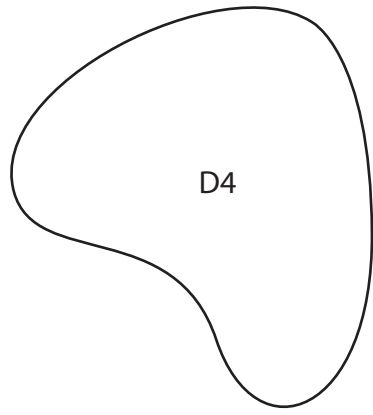
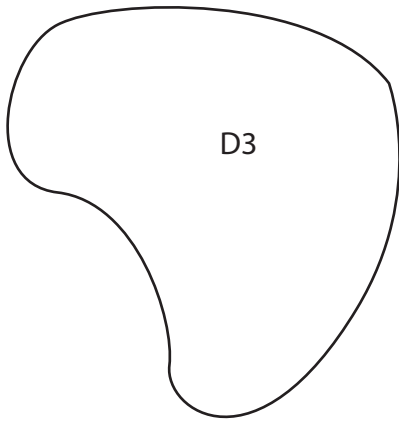
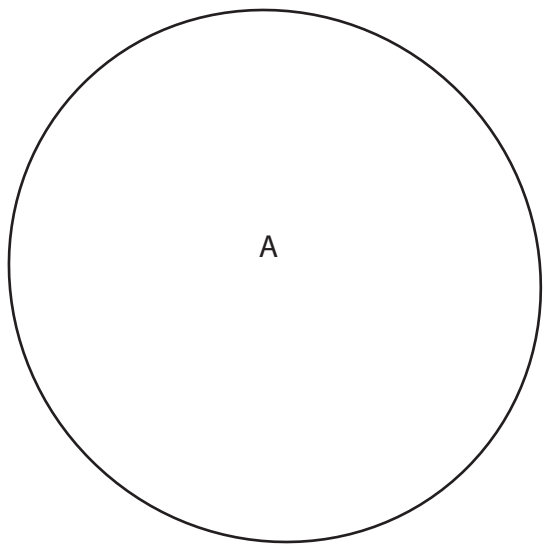
From the dark green fabric, cut the following templates:

- 5 – Template B1
- 5 – Template B2
- 5 – Template J1
- 5 – Template J2


From the light green fabric, cut the following templates:

- 5 – Template C1
- 5 – Template C2
- 5 – Template H
- 5 – Template I1
- 5 – Template I2







Top Left






Top Right





Bottom Left





Bottom Right

