


# Rosemaling in Baltimore

## Block #1



American Quilter's Society

# Rosemaling in Baltimore – Block One

Block Size 12" x 12" finished

From the red fabric, cut the following templates:

1 – A  
1 – H  
1 – I  
1 – J  
1 – K  
1 – L  
1 – M  
6 – A1

From the yellow fabric, cut the following templates:

1 – B  
1 – C  
1 – D  
1 – E  
1 – F  
1 – G

From the gold fabric, cut the following templates:

6 – A2  
6 – X  
1 – N  
1 – O  
1 – P  
1 – Q  
1 – R  
1 – S

From the blue fabric, cut the following templates:


1 – T  
6 – W  
6 – A3

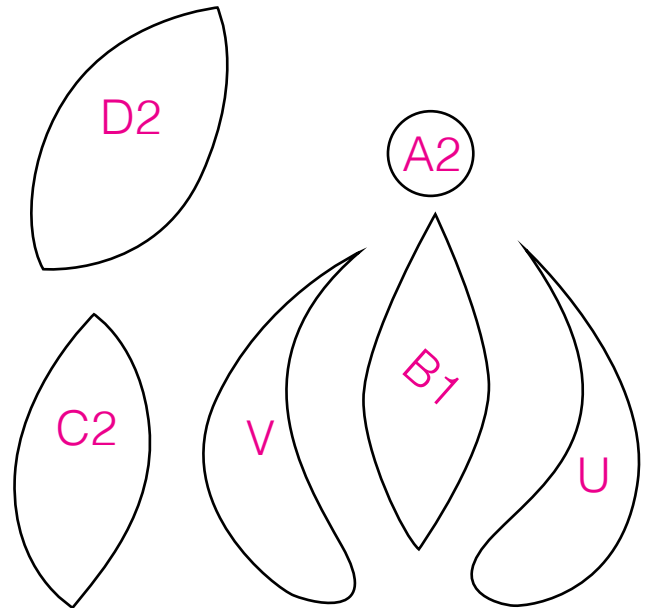
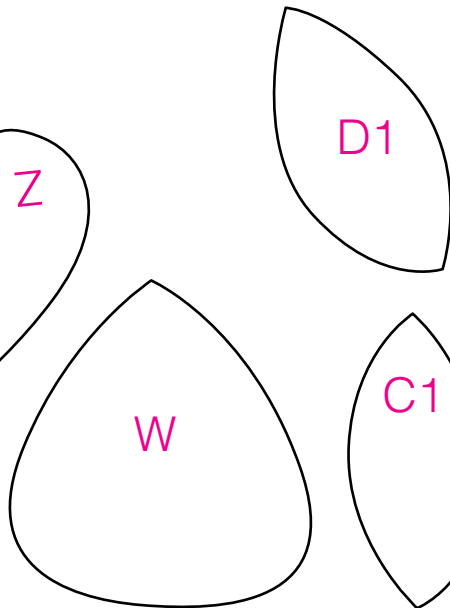
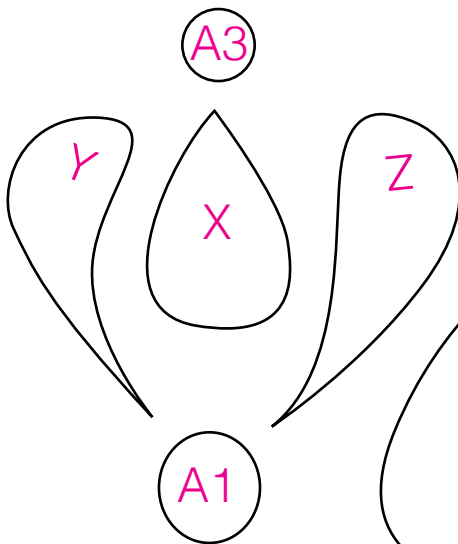

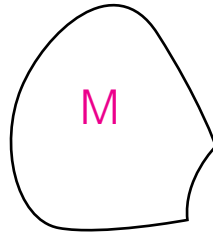
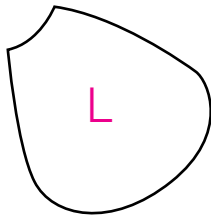
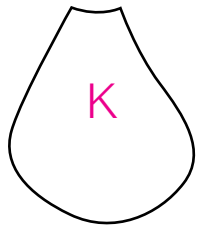
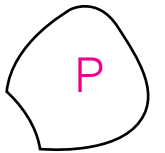



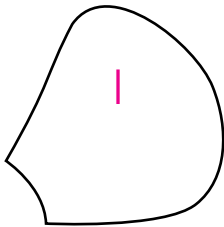
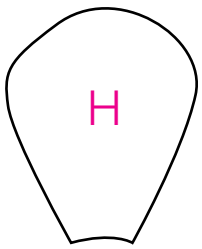
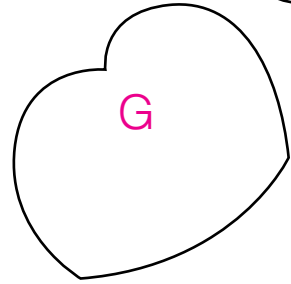
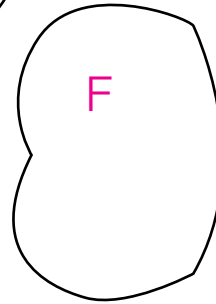
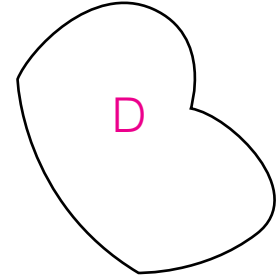
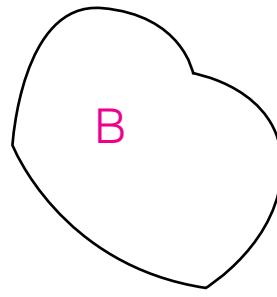
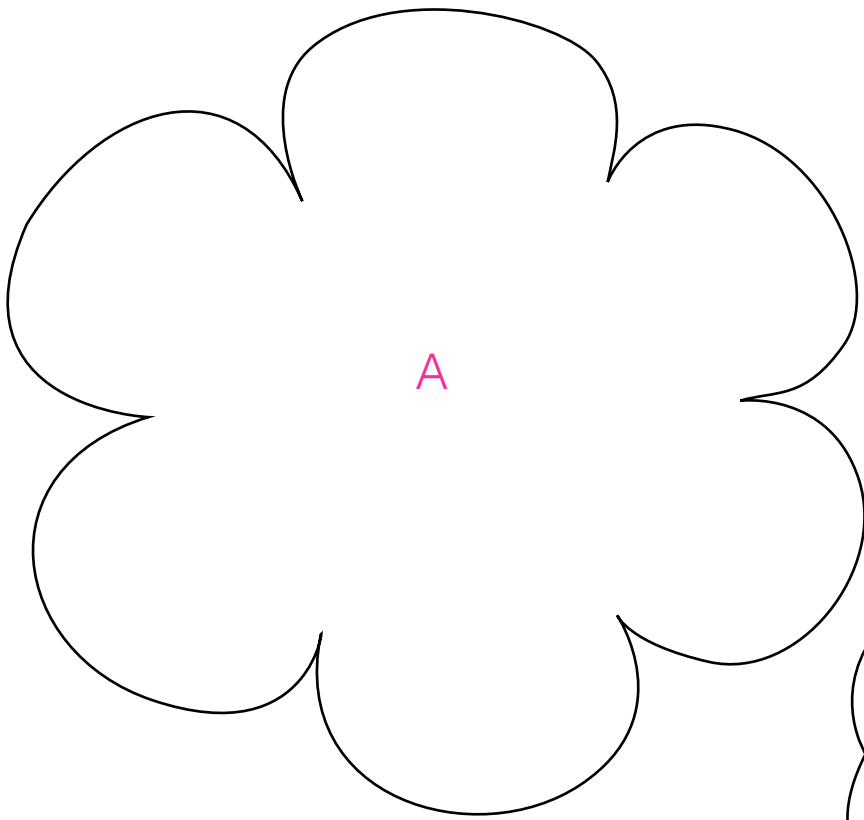
From the dark green fabric, cut the following templates:

6 – Y  
6 – Z  
6 – V  
6 – U  
6 – D1  
6 – D2

From the light green fabric, cut the following templates:


6 – C1  
6 – C2  
6 – B1






# Rosemaling in Baltimore Block #1


Top Left 






Top Right





Bottom Left 



Bottom Right